

KIMER

We create space



Since 1963



Easy rack

Evolution



Advantages

Aesthetic finish: The upright perforations remain hidden.

No screws needed for assembly.

Total flexibility: Adaptable system that allows quick level adjustments and expansions. By adding elements, the load capacity per level can be increased.

Adaptable: Offers different finishes and accessories to meet all needs. (For example, levels can be metal or chipboard).

Highly competitive price.

Low maintenance cost.

Description

Its attractive design makes it the ideal system for equipping manual load storage spaces, work areas, offices, and even retail points.

Kimer has designed a system with various profile sections that uses the latest profiling technology called "clinch." This system, incorporated into some of our profiles, allows the profile to be completely closed without using any type of welding.



Applications

Professional warehouses for light and medium loads, from 50 kg to 300 kg.

Work areas requiring manual storage systems.

Retail points where product storage is on display (workshops, stores, bazaars...)

Commercial shelving. Thanks to its wide range of accessories.

Customers looking to make **the most of their space**, thanks to the possibility of incorporating elevated aisles.





Storage systems

EASYRACK EVOLUTION- STANDARD SHELVING

STANDARD

Easy and quick to assemble shelving, ideal for neatly storing multiple items. Its modern look, with micro-textured paint, and competitive cost make it the best choice for daily storage in your office or warehouse.



EASYRACK EVOLUTION

ELEVATED AISLES


The ideal solution for storing a large number of references at great heights, as it allows access to all storage levels at any time thanks to the elevated walkways.



EASYRACK EVOLUTION

MOBILE ARCHIVE

The most complete and modern version of the Easyrack Evolution shelving, providing order and security for archiving, as well as maximum space utilization. Its micro-textured paint finish and elegant design make the mobile archive the best choice for any office.



EASYRACK EVOLUTION

WITH MEZZANINE

The perfect combination of systems, merging the large classification capacity of the shelving with the additional storage surfaces offered by the mezzanine.

Since 1963



KIMER ADVANTAGES

- 1
- 2
- 3
- 4
- 5
- 6

1 Uprights

The perforations are hidden.
Four upright models.
Up to 3,200 kg load capacity per module.
Fully enclosed upright with no welds.



2 Shelves

Kimer shelves feature three longitudinal folds and two transverse folds.




3 Accessories

From metal drawers, dividers, side panels, to back panels... Everything you can imagine is possible.



4 Finishes

Different finishes, all mutually compatible, featuring Kimer Biosafe paint: an antibacterial coating.



5 Easy access

No bracing required, allowing access from both sides.



6 Easy assembly

Highly stable shelving that requires no screws for assembly.





Finishes

Galvanized

Kimer only uses galvanized steel of grade Z275 or higher.

This quality offers a higher zinc content, providing **the best protection against oxidation** under normal indoor conditions.

Biosafe textured paint

TEXTURED FINISH

This paint contains an antimicrobial agent that inhibits and destroys the ability of cells to function, preventing the growth of harmful bacteria on the treated surface. It is based on a non-toxic, environmentally friendly, natural silver component that lasts the entire lifecycle of the powder coating. It fights and eliminates bacteria through a trimodal effect:

- Inhibits respiration at the cell wall
- Inhibits cell reproduction
- Disrupts cell metabolism



Effective against more than 30 bacteria, including Legionella, E.coli, Salmonella, Streptococcus, Listeria, Staphylococcus, etc.

It has a textured finish that adds elegance to the product.

Smooth epoxy paint

Kimer only uses **high-quality glossy epoxy paint**. We operate the most advanced machinery to ensure optimal corrosion protection while maintaining a homogeneous and aesthetic finish.



PAINTED FINISH
(RAL 5003)

Blue RAL 5003: Uprights and VL beams.

Galvanized: Shelves and VT beams.



GALVANIZED FINISH

Galvanized: Uprights, beams, and shelves.



TEXTURED BIOSAFE PAINTED FINISH

Textured Blue RAL 5023: Uprights and beams.

Textured Gray RAL 7035: Shelves and beams.



Most flexible system on the market

The Easy Rack shelving system adapts to all current and future storage needs.

Simply add components to increase load capacity.

1 Kimer offers two types of shelves: ECS and ECM. These are attached to the Easy Rack using VT beams or supports.


2 To increase load capacity, reinforcements can be added. They also prevent the metal shelf from deforming at the center.

3 For even higher load capacity (up to 250 kg), simply add two VLES beams per level.


4 The Easy Rack system is available in three finishes:

- Galvanized
- Smooth epoxy paint
- Antibacterial textured paint

These finishes can be combined to adapt to any environment.




5 Available with metal or chipboard shelving levels.








Easy assembly



Simple and quick installation that requires no screws:


- 

Connect the VT cross beams to the uprights.
- 


Connect the structures using VL longitudinal beams.
- 

Place the shelves or chipboard.
- 

Structure is complete.
- 
- 



System components




- | | | | |
|---|---------------|----|-------------|
| 1 | UPRIGHTS | 7 | SKIRTING |
| 2 | FOOT BASE | 8 | BACK PANEL |
| 3 | BEAMS | 9 | SIDE PANELS |
| 4 | SHELF | 10 | DRAWERS |
| 5 | SUPPORT | 11 | RETAINER |
| 6 | REINFORCEMENT | 12 | DIVIDERS |

R&D DEPARTMENT

Kimer works with the most advanced tools on the market, allowing us to meet even the most specific storage needs.

Our R&D team will develop the right solution for your warehouse requirements.

We create space



Uprights

T-shaped uprights with multiple folds for greater strength. These are fully enclosed profiles, providing enhanced rigidity. They feature a sequence of holes that allows beams to connect at 25 mm or 50 mm intervals, depending on the model.

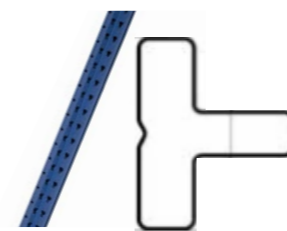
The uprights offer a clean finish with no perforations on the front face.

There are four T upright models available for Easy Rack:

- TS:** Open T-profile with 50 mm pitch.
- TM:** Semi-closed T-profile with 25 mm pitch.
- TG:** Closed T-profile with 50 mm pitch.



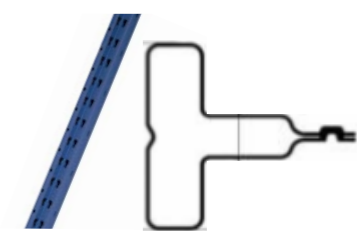
Easy rack upright models



TS UPRIGHT



TM UPRIGHT



TG UPRIGHT

Upright base

Kimer offers two base models:

Plastic Base: Features a non-slip layer to prevent accidental movement. It can also be used as a top cap.

Metal Base: Allows the shelving to be anchored for extra stability and to prevent movement.




FINISHES

Blue RAL 5003



Textured Blue RAL 5023




Galvanized



Beams

In the Easy Rack system, beams serve a dual purpose:

- They brace the structure, eliminating the need for screws or diagonal bracing.
- They support both metal shelves and chipboard levels.



VT Cross beams

Cross beams are placed between two Easy Rack uprights to set the shelf depth. At least 4 units must be installed per shelving module (two at the top and two at the bottom). **For taller modules, more beams may be required to properly brace the structure.**

In addition to bracing, VT beams act as supports for shelves or boards. If higher shelf load capacity is needed, ECS or ECM shelves require these beams for reinforcement placement.

VT beam sizes:

300	350	400	450	500	600	700	800	900	1000	1100	1200
-----	-----	-----	-----	-----	-----	-----	-----	-----	------	------	------

All measurements provided are in mm.

Available with a slot for fitting reinforcements.

VT300	VT400	VT500	VT600
1SLOT	2SLOTS	3SLOTS	2SLOTS

To prevent the beam from detaching, a plastic safety pin can be inserted.

Standard depths available for double shelf support in the center:

Standard sizes	700	800	900
----------------	-----	-----	-----

Finishes available: Galvanized

Textured Gray



Supports

Double-support connector ensures optimal load distribution.



Longitudinal beams

These beams brace the shelving unit lengthwise and also serve as supports for Kimer's metal shelves or chipboard.

At least 4 units are needed: two at the top and two at the bottom. Depending on the height and whether the module is a starter or an extension, additional beams may be required.

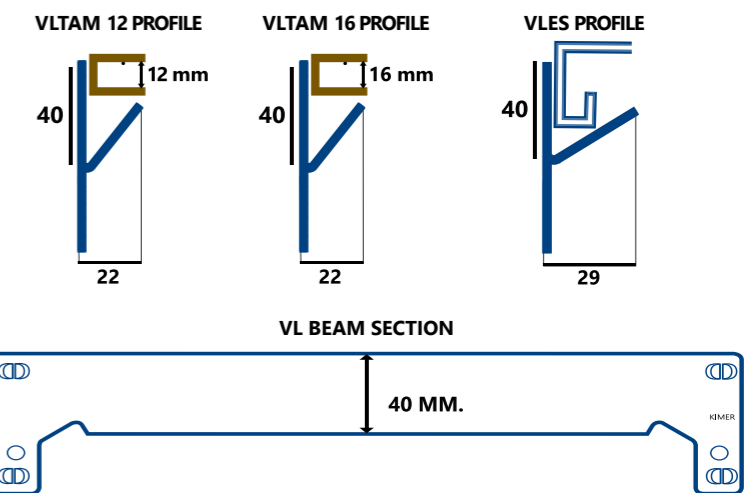
They help increase ECM shelf capacity by reinforcing both front and rear edges, allowing higher load limits.

Kimer offers two models of longitudinal beams, both with only 40 mm height:

VLES: Bending angle designed to fit ECS and ECM metal shelves.

VLTAM 12: Its folding angle has been designed to use a 12 mm board.

VLTAM 16: Its folding angle has been designed to use a 16mm or 19 mm board.



Standard sizes

700	800	900	1000	1100	1200	1300	1500
-----	-----	-----	------	------	------	------	------

All measurements provided are in mm.

Finishes Galvanized

Blue ral 5003

Textured Gray (biosafe).



Shelves

EC Shelves

Kimer shelves feature 3 longitudinal folds and 2 transverse folds, offering excellent structural resistance.

The folds in EC shelves allow for the hanging of folders without needing extra accessories.

There are three EC shelf models: **ECS**, **ECM** y **ECM Perforado**.

ECM Shelf Dimensions

Standard widths			Standard Lengths			
300	400	500	700	800	900	1000

ECM Shelf Dimensions

Standard widths					
300	350	400	450	500	600

Standard Lengths							
700	800	900	1000	1100	1200	1300	1500



EC08 shelves require a screw stop to ensure document security.

Kimer also offers the EV shelf, which does not require a stop.



Shelf reinforcements

Used to increase shelf load capacity and prevent deformation in the center.

Must be used with VT beams that have reinforcement slots.



Chipboard

Shelves can be combined with 12mm, 16 mm or 19 mm chipboard, requiring VLTAM beams for support.

12mm chipboard dimensions

Standard widths				Standard Lengths			
300	400	500	600	700	900	1000	1200

16 or 19mm chipboard dimensions

Standard widths											
300	350	400	450	500	600	700	800	900	1000	1100	1200

Standard Lengths							
700	800	900	1000	1100	1200	1300	1500



Finishes

Particle board



Melamine-coated board



Available in 12, 16 y 19 mm.

EC SHELVES
LEVEL DETAILS



Load tables

ECS SHELF

4 ADJUSTABLE SUPPORTS OR 2 VT BEAMS

DEPTH	LENGTH			
	700	800	900	1000
300	90	70	60	50
400	80	65	50	70
500	75	60	75	60



ECM SHELF

4 ADJUSTABLE SUPPORTS OR 2 VT BEAMS

DEPTH	LENGTH					
	700	800	900	1000	1100	1200
300	150	135	130	125	120	115
350	145	125	120	115	115	110
400	145	120	110	105	105	110
450	135	115	110	140	120	105
500	125	115	105	135	120	105
600	120	100	150	130	120	105



2 ECM SHELVES + VT BEAM + VLES

DEPTH	LENGTH							
	700	800	900	1000	1100	1200	1300	1500
700	300	300	300	300	275	250	270	190
800	300	300	300	300	250	260	250	175
900	300	300	300	300	275	250	230	165



ECM SHELF + VT BEAM + 1 REINFORCEMENT

DEPTH	LENGTH								
	700	800	900	1000	1100	1200	1300	1500	
300	225	220	215	210	200	175	150	120	
500	160	155	150	185	165	135	120	75	



ECM SHELF + VT BEAM + 2 REINFORCEMENTS

DEPTH	LENGTH							
	700	800	900	1000	1100	1200	1300	1500
300	220	215	210	205	175	190	160	130
400	215	195	190	250	200	175	150	120
500	200	175	250	250	200	160	140	110



ECM SHELF + VT BEAM + VLES

DEPTH	LENGTH							
	700	800	900	1000	1100	1200	1300	1500
300	265	250	245	235	225	215	190	170
350	265	245	240	230	215	205	190	170
400	265	240	235	225	200	265	190	170
450	245	225	220	250	250	250	185	165
500	225	200	200	250	250	250	180	160
600	220	180	250	250	250	250	170	150

ECM SHELF + VT BEAM + VLES + 1 REINFORCEMENT

DEPTH	LENGTH							
	700	800	900	1000	1100	1200	1300	1500
300	275	270	265	260	250	240	225	200
400	275	270	260	250	225	300	250	200
500	270	260	250	300	300	300	240	190
600	250	240	300	300	300	300	230	180






Load tables

KIMER has conducted testing to ensure that the maximum evenly distributed load on the chipboard shelves does not exceed a deflection of L/150, using a safety factor of 1.5.

VLTAM 12 BEAM + VT + 12MM CHIPBOARD

DEPTH	LENGTH			
	700	900	1000	1200
300	175	170	160	140
400	175	165	160	140
500	175	165	155	140
600	175	165	155	135



VLTAM BEAM + 16MM CHIPBOARD

DEPTH	LENGTH							
	700	800	900	1000	1100	1200	1300	1500
300	200	190	190	160	130	110	Consult us	Consult us
350	190	190	190	160	125	105	Consult us	Consult us
400	190	190	190	160	125	105	Consult us	Consult us
450	190	190	160	150	125	105	Consult us	Consult us
500	190	160	150	150	125	105	Consult us	Consult us
600	160	160	150	150	125	105	Consult us	Consult us

VT BEAM + VLTAM + 16MM CHIPBOARD

DEPTH	LENGTH								
	700	800	900	1000	1100	1200	1300	1500	
300	370	365	350	300	250	210	Consult us	Consult us	
350	365	365	350	300	240	200	Consult us	Consult us	
400	350	350	350	300	240	200	Consult us	Consult us	
450	350	350	300	275	240	200	Consult us	Consult us	
500	350	300	275	275	240	200	Consult us	Consult us	
600	300	300	275	275	240	200	Consult us	Consult us	
700	275	250	240	230	210*	200*	Consult us	Consult us	
800	250	225	210	180	160*	150*	Consult us	Consult us	
900	240	210	180	150	120*	100*	Consult us	Consult us	
1000	230	180	150	120	70*	50*	Consult us	Consult us	
1100	210*	160*	120*	70*			Consult us	Consult us	
1200	200*	150*	100*	50*			Consult us	Consult us	

*19 MM THICK BOARD

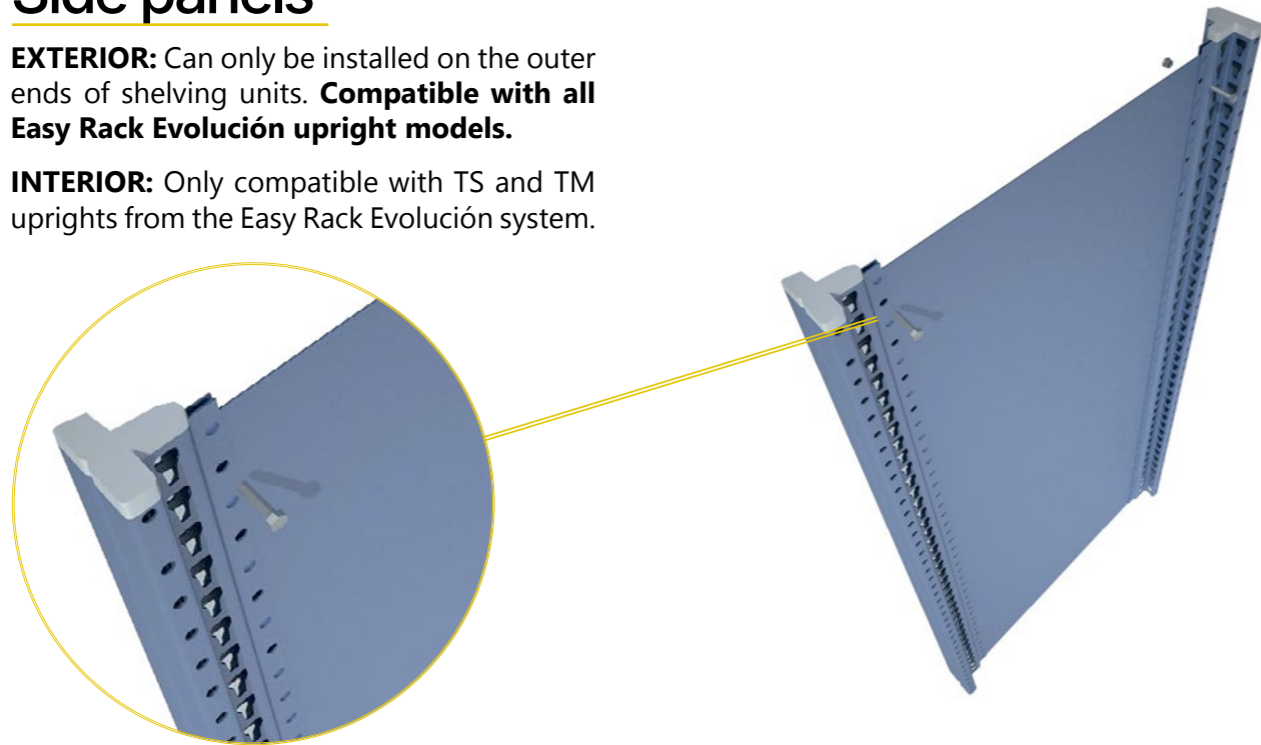


Accessories

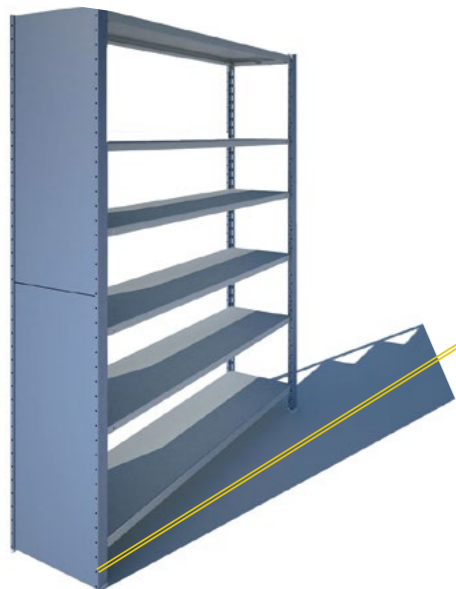
Side panels

EXTERIOR: Can only be installed on the outer ends of shelving units. **Compatible with all Easy Rack Evolución upright models.**

INTERIOR: Only compatible with TS and TM uprights from the Easy Rack Evolución system.





Detail of the inner side



Detail of the outer side.

Back panels

Metal accessory in painted or galvanized finish. **Compatible with all Easy Rack Evolución uprights.** Used to block access to the rear side of the shelving unit.



Baseboards

Metal accessory in painted or galvanized finish that bolts to the side of the upright.





Accessories

Drawers

Metal pull-out component for storing compartmentalized goods in Easy Rack systems.

Includes a rear stop to prevent accidental drawer removal.

Available for perforated EC shelves with 300 mm or 400 mm depth.



To have drawers flush-mounted and aligned with the top shelf, they must be used with VL shelves.

Kimer offers three drawer widths and both longitudinal and transverse dividers.

DRAWERS A (134mm width)

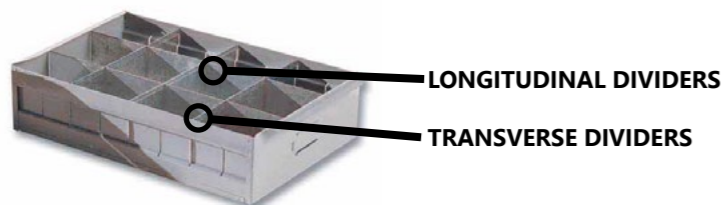
Available in 90 mm or 110 mm height, and 300 mm or 400 mm depth.

DRAWERS B (203mm width)

Available in 90 mm or 110 mm height, and 300 mm or 400 mm depth.

DRAWERS C (273mm width)

Available in 90 mm or 110 mm height, and 300 mm or 400 mm depth.




Drawers with 90 mm height are only compatible with TX and TM uprights.


Doors

Prevent access to sensitive items with Kimer's lockable doors.

Available in four heights and three widths to suit various requirements.

DIMENSIONS	HEIGHT	WIDTH
1	1000	800
2	1500	800
3	1750	800
4	2000	800
5	1000	1000
6	1500	1000
7	1750	1000
8	2000	1000
9	2000	1200





Dividers

Allow organization or separation of goods stored on Kimer shelves.


Separators

Two available models:

EC Separator

Vertical separator for Easy Rack shelves. Only compatible with perforated EC shelves, as screws are required for installation.

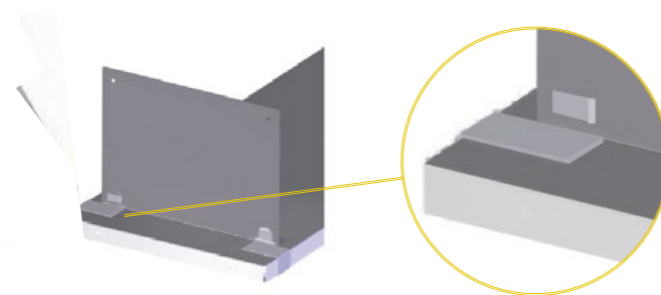
Kimer has EV separators with depths of 300, 400 mm or 500 mm.



EV Separator

No screws required, and shelves do not need to be perforated.

Kimer has EV separators with a depth of 300 or 400 mm.



STANDARD HEIGHTS

150	200	250	300	350
-----	-----	-----	-----	-----

STANDARD HEIGHTS

150	200	300
-----	-----	-----

Stoppers with dividers

Metal profiles that act as front or rear shelf stops and **allow dividers to be added to subdivide shelf space.**

Front stoppers (110mm.)


Available in lengths: 900, 1000, 1200 mm.

Rear stoppers (210mm.)

Available in lengths: 900, 1000, 1200 mm

Divisiones con retenedor

STANDARD DEPTHS	300	400	500
-----------------	-----	-----	-----





Accessories

Slat walls

Slat back panels allow placement of various hook models.

No screws are required: the slat panels have tabs that easily fit into the profile slots.



STANDARD LENGTHS

900	1000	1200
-----	------	------

87

Chrome wire hooks

SINGLE



OPEN LABEL (scanner) LOCKING (security)

STANDARD LENGTHS	200	250	300	350
------------------	-----	-----	-----	-----

DOUBLE



OPEN LABEL (scanner) LOCKING (security)

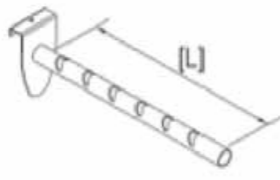
STANDARD LENGTHS	200	250	300
------------------	-----	-----	-----

Tube hooks

RECTANGULAR



ROUND



STRAIGHT MEASURES

250	300	400	500	600
-----	-----	-----	-----	-----

ANGLED MEASURES

250	300	400	500	600
-----	-----	-----	-----	-----


Hanging bar support

Allows for clothing storage. The removable bar facilitates easy loading/unloading.

AVAILABLE LENGTHS	700	800	900	1000	1100	1200
-------------------	-----	-----	-----	------	------	------

VT BEAM WITHS SLOTS	400	500	600
---------------------	-----	-----	-----

Measurements in millimeters.






Easy rack with mezzanine aisles

Maximize your warehouse space and increase your storage capacity by up to three times.

Custom-designed to ensure safety and proper aisle circulation. A flexible and scalable system that adapts to the growth of your business.





Easy rack with aisles

Kimer offers several finishes for walkway floors:

METALLIC

SOLID FLOOR



SLOTTED METAL FLOOR



SLOTTED METAL FLOOR TECHNICAL PERFORATED



PRESSED GRATING



BOARD

Kimer only uses high-quality chipboards to ensure safety.

BOARD



BOARD + GALVANIZED SHEET



KIMER STAIRS

They are custom-made, allowing variation in height and angle.

Two finishes are available for stair treads:



NON-SLIP SOLID STEP




PRESSED GRATING STEP



DOORS

Kimer offers two types of doors. The Kimer tilting door provides extra safety, as it prevents the operator from falling when loading or unloading materials.



ECO DOOR




TILTING DOOR



Easy rack mezzanine

Combine the Easy Rack Evolution system with Kimer mezzanines: the ultimate storage solution.

We merge the storage capacity of the Easy Rack shelving with the flexibility of the open space provided by the Kimer mezzanine.





Mobile archive

The most complete and modern version of the Easy Rack Evolution system: Multiply your storage space by eliminating most aisles.

The **Kimer** mobile archive system stands out for being competitively priced, having an attractive design, and being easy to assemble.

The system operates on rails that are installed directly on the floor, simplifying assembly.



PRODUCT ADVANTAGES

Efficient use of space.

Possibility to control access to stored items.

Average cost per load unit.

Average maintenance cost.



PRACTICAL APPLICATIONS

Maximize storage space.

Highly compartmentalized system with direct access to each level.

Option to include locking wheels to restrict access to sensitive items.





Mobile archive

Thanks to the possibility of eliminating aisles, the Kimer mobile archive makes exceptional use of space.

Mobile archive details

Wheel

Allows movement of the archive aisles. Its gear system with chains allows for easy shelf movement.

Simple


A circular wheel designed to move mobile archive modules.

Break

Includes a button to lock the shelf, increasing safety when accessing the aisle.

Break and lock

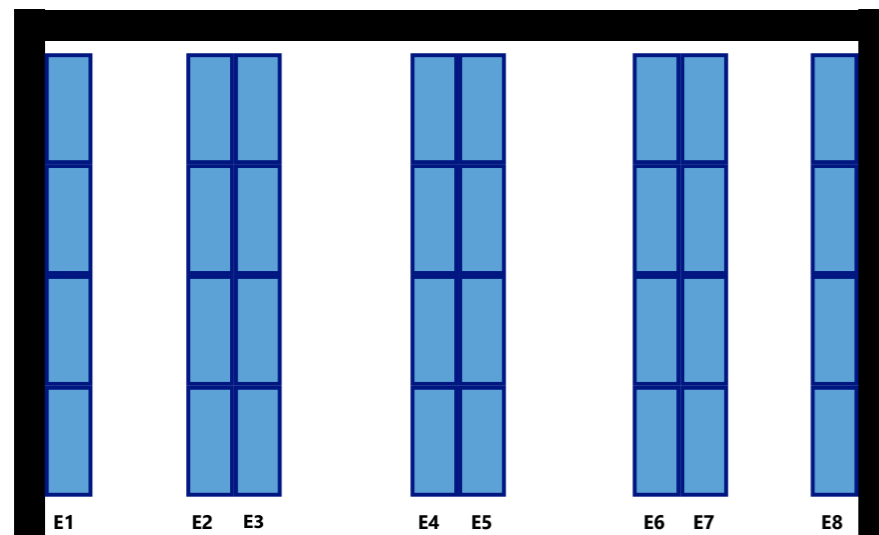
Restricts access to items stored on the shelves.



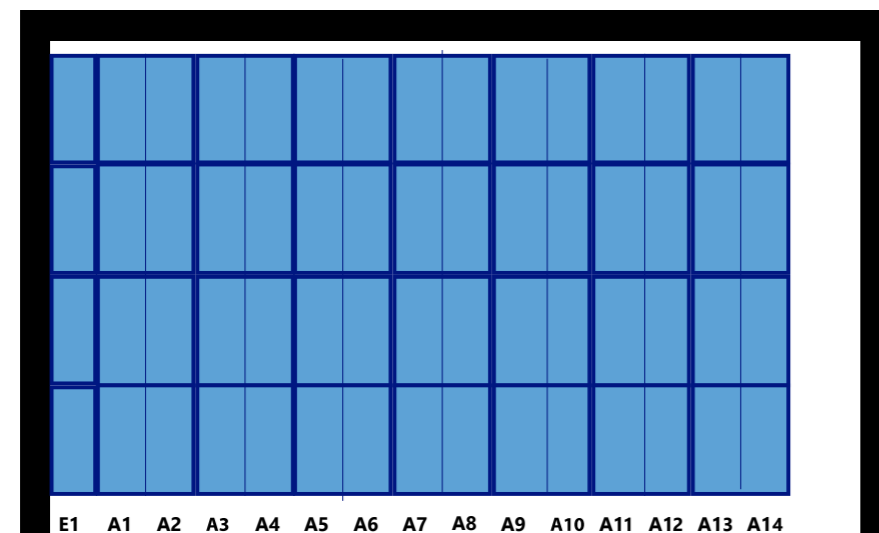
Floor rails

The rails feature a raised edge to center shelf movement and prevent misalignment.

The end rail includes anti-tip folds.



Easy rack system
Depth 400
Width 1000
32 Easy Rack system modules, divided into 8 aisles.



Mobile archive
Depth 400
Width 1000
60 Easy Rack system modules, divided into 14 aisles.

UP TO 85% INCREASE IN STORAGE CAPACITY

Importance of FEM standards

What is FEM?

An association founded in 1953 whose main objectives include promoting technical standards for the materials handling sector. It consists of approximately 1,000 companies with around 160,000 employees.



Importance of complying with FEM y Eurocode standards

Ensures the product meets high standards of quality and safety.

For pallet racking, the FEM standard has become an EN standard, which is mandatory legislation across all European countries.

Our load tables comply with the recommendations of FEM 10.2.06 and Eurocode 3.

FEM 10.2.06 STANDARD

Shelving covered by this standard is limited to 3 meters in height and cannot support walkways or floors.

Load factor: 1.4

Steel reduction factor: 1.0

Shelving over 1.6 meters in height, with a height-to-depth ratio of 5:1, must be anchored to the floor. *Example: Shelves 2 meters high and 350 mm deep require anchors.*

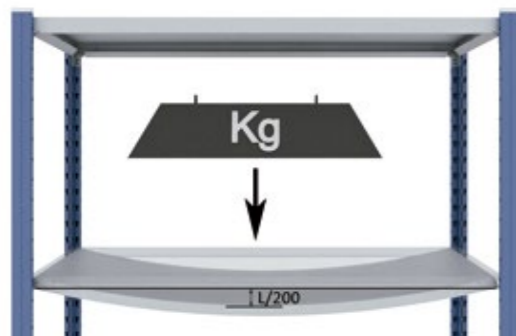
Service limit states:

On beams: $L/200$

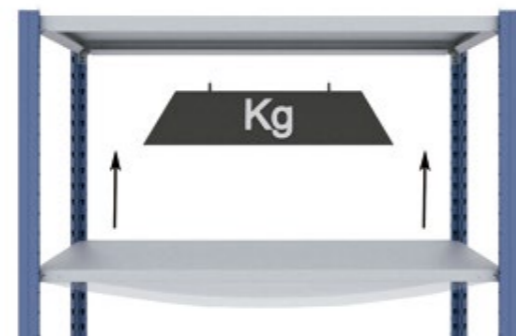
Máximo giro en una viga: 6 grados

Maximum vertical deflection at shelf ends: $L/200$

Maximum upright inclination: $H/200$



Maximum allowable deflection $\leq L/200$



When the load is removed, the shelf must return to its original position.

SHELF LOAD TEST UNDER VERTICAL LOAD

The standard requires a minimum number of loads per shelf:

Shelf widths

400 mm: 2 load units

401–600 mm: 3 load units

Over 601 mm: 4 load units

Shelf lengths

800 mm: 4 load units

801 to 1300 mm: 6 load units

Over 1300 mm: 8 load units



For a 1000 x 500 mm shelf, 3 rows by 6 columns of load units should be used for proper load distribution.

For the maximum capacity test, the rack must be overloaded, and a force applied to the top end of the rack to check for deformation of the uprights.

MAXIMUM LOAD TEST FOR THE SHELVING

Two tests must be performed per direction, applying a horizontal force at the top in both Cross and Down directions. If the shelf can support a ladder, this must also be tested.

The structure must remain for a minimum of 30 minutes. During this time, no signs of twisting should appear. After unloading, the residual deformation must not exceed 20% of the maximum deformation.



THE BRAND

At Kimer, we have been designing and manufacturing storage systems for over 60 years.

We work every day to help you make the most of your space. We manufacture all types of storage racking systems, applying the same dedication and enthusiasm to every project, regardless of its size.

Everyone at Kimer is confident in our ability to help you find everything you need for your new warehouse installation.

If you want to learn more about our company or our products, these QR codes will take you to our website and our corporate video, respectively.



WEBSITE QR



VIDEO QR

HISTORY



When Kimer opened its first factory in Quart de Poblet in 1963, it contacted local artist **Nassio Bayarri** to create a piece that would reflect the company's image and aspirations.

As a result, Nassio created the artwork that now crowns our façade, made from our very first product: the slotted angle profile. The piece represents the Moon landing, and was completed in 1968. Apollo 11 landed on the Moon in 1969—one year after Kimer installed this sculpture. From that moment until today, Kimer has remained at the forefront of technology and development.

Looking to the future, **Kimer** continues to focus on growth based on quality, environmental awareness, and technological innovation.

R&D DEPARTMENT

At **Kimer**, we have an R&D department that designs all our products using the most advanced structural analysis software.

We study stress, deformation, and tension distribution to ensure our installations are **100% safe** while offering **the most competitive prices**.

To validate our calculations, the main components of our products are tested for breakage, deflection, and fatigue, both internally and by independent laboratories.



KIMER QUALITY

EN 1090 Certification

Kimer is certified to issue CE marking for self-supporting structures. This standard includes regular testing of welding penetration on both robotic and manual welds.

ISO 9001 Certification

Ensures ongoing quality controls and the traceability and registration of our products.



All our products are 100% manufactured by Kimer.

We use only certified premium-grade steel.

We guarantee full traceability of all components.

100% Spanish manufacturing.

We apply the most rigorous design standards on the market.

Our key components are regularly tested by independent, highly regarded laboratories.

We do not use harmful components in our painting processes.

We recycle all process water using reverse osmosis.

We treat contaminated elements via pyrolysis for later recycling.



ENVIRONMENT

FAMILY-OWNED COMPANY

At Kimer, we are deeply aware of the current environmental crisis and strive to be part of the solution.

That's why we are committed to the following actions:

- ▶ A 714 kWp solar self-consumption installation, preventing the emission of 400 tons of CO₂ per year.
- Eliminating all harmful components from our painting processes.
- Recycling all water used in our production through reverse osmosis.
- Pyrolysis treatment of contaminated elements for responsible recycling.
- Minimizing natural resource use and the generation of hazardous waste.

**KIMER HOLDS
ISO 14001
ENVIRONMENTAL
CERTIFICATION**



At Kimer, we take great pride in being a **family business**. For over 60 years, we have evolved and adapted to changes in the market, always maintaining strong values and a family-oriented culture. This allows us to offer **close, personalized** service and find the right solution for every client.

We are truly proud to be what we are: a family company.

INTERNATIONALIZATION

TECHNOLOGY



Today, Kimer exports **80% of its production to over 45 countries.**

Our experienced commercial and logistics team allows us to meet both national and international demands in a constantly evolving industry.

Currently, Kimer operates two production plants totaling over 25,000 square meters, with a production capacity of 55,000 tons per year.

At Kimer, we use the latest technologies in the manufacturing of steel profiles. Our state-of-the-art CNC roll forming machines deliver clean cuts and precise punching.

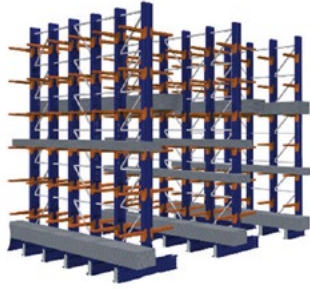
We apply robotic welding controlled by artificial vision systems to ensure clean, uniform welds with virtually no spatter. We also have in-house laser cutting technology (for both tubes and sheets), allowing us to develop custom accessories to meet all our clients' needs.

With automated painting booths, we apply epoxy coatings that give our products high chemical resistance to corrosive substances, along with a high-quality aesthetic finish.

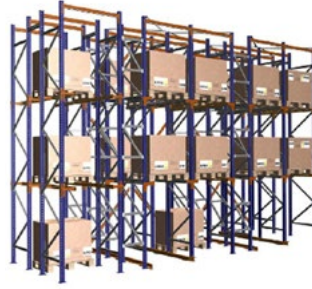
KIMER Products



Picking



Cantilever



Compact Pallet Racking



Mezzanine



Pallet racking



Lockers



Slotted angle

We create space

Avda. Santa María de Poblet, 26
46930 Quart de Poblet (Valencia)

+34 961 536 134

kimer.com
comercial@kimer.com

KIMER
We create space



Since 1963

Website



Corporate video



Official dealer